EFFICACIA

GRAFICO aggregato STADI INIZIALI (I – II – IIIa)

R	45	94%
S	2	4%
P	1	2%
total	48	100%

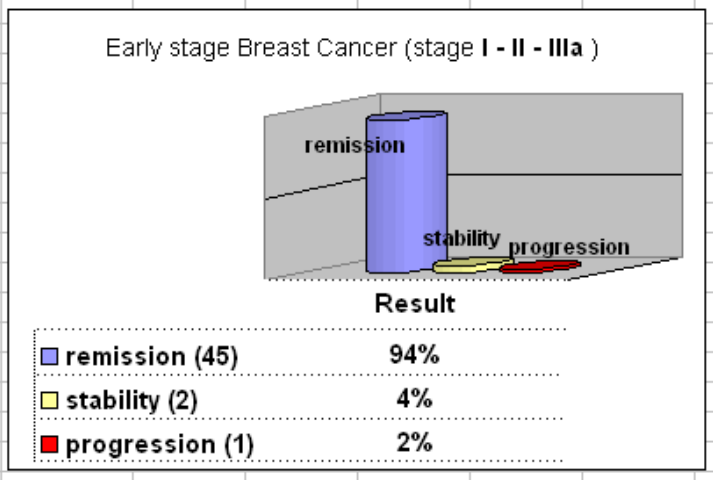

Grafici x singoli stadi

EFFICACIA (Stadio I)

totali	12	100%
R	11	92%
S	0	0%
P	1	8%

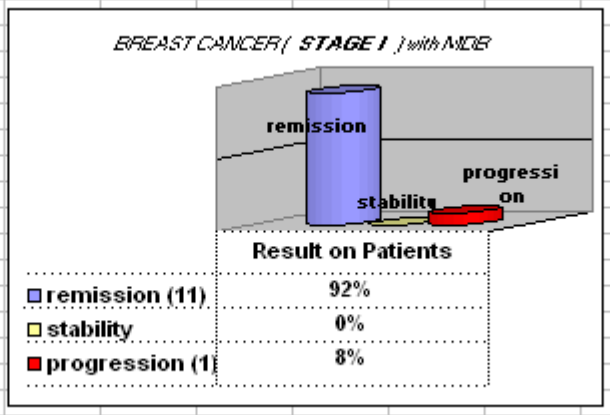

EFFICACIA (Stadio II)
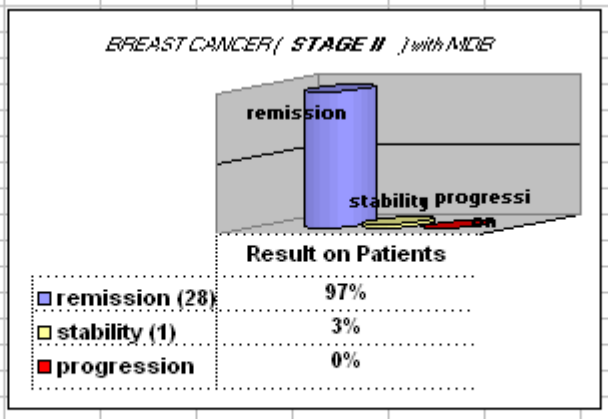
totali	29	100%
R	28	97%
S	1	3%
P	0	0%